

Controllers & Corporate Finance Titles

Infographic (2026)

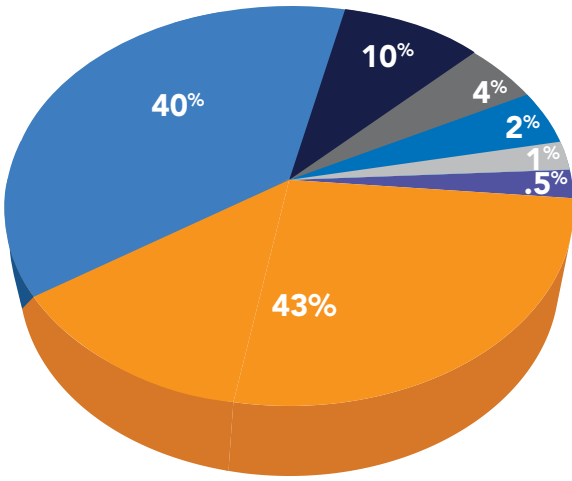


Controllers Council™

Financial and Corporate Controllers are key executives in companies and organizations of all sizes, across all industries, in all countries and continents. In small and medium-size businesses (SMB), Controllers often report to the president or CEO. In large or enterprise organizations, Controllers are typically the top accounting executive. Following are statistics for Controllers, CFOs and related corporate finance titles in the United States and globally that reinforce the importance of these titles and roles, brought to you by the [Controllers Council](#).

Controllers and Corporate Finance & Accounting Titles

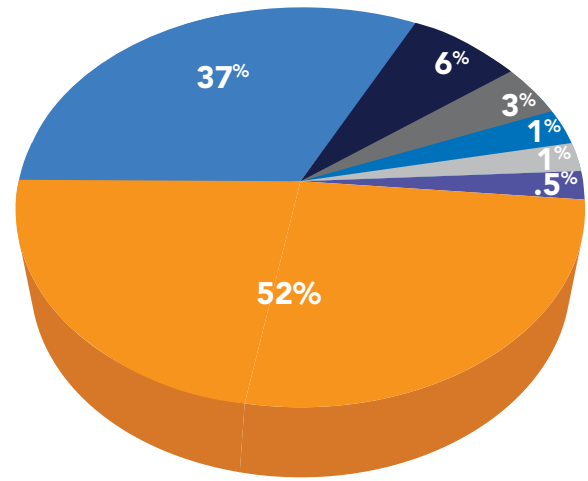
United States



Controllers*	240,000
CFOs	220,000
VP Finance	56,000
Director Accounting	20,000
VP Accounting	9,000
VP Tax	5,000
Chief Accounting Officer (CAO)	3,000
TOTAL	553,000

*US controllers include 26,000 assistant controllers, 8,500 comptrollers, and 4,000 plant controllers

Worldwide



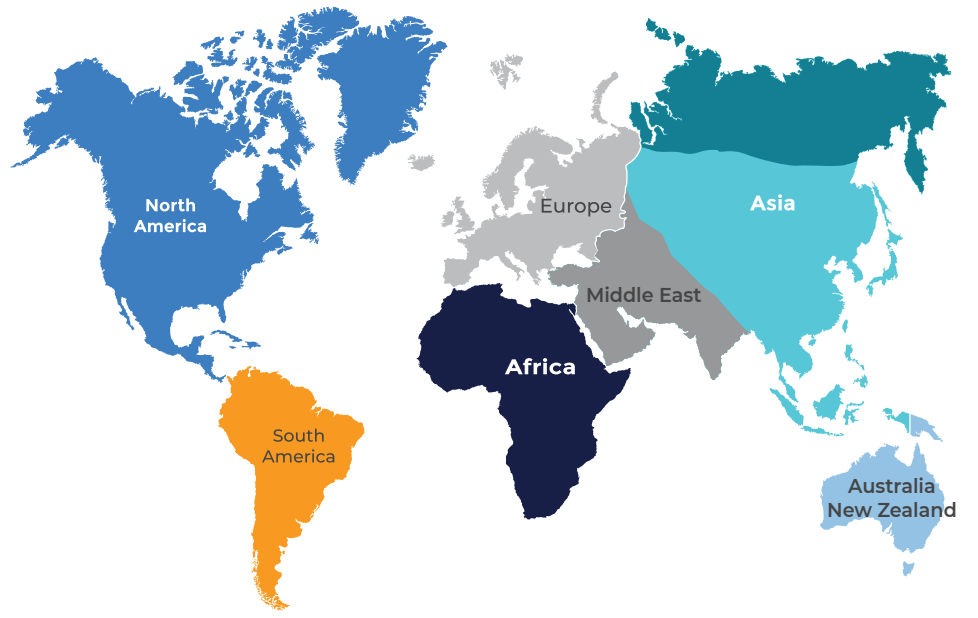
Controllers**	670,000
CFOs	470,000
VP Finance	82,000
Director Accounting	33,000
VP Accounting	11,000
Chief Accounting Officer (CAO)	11,000
VP Tax	6,500
TOTAL	1,283,500

**Worldwide controllers include 42,000 assistant controllers, 11,000 comptrollers, and 9,500 plant controllers

Controllers by Top 10 States


California	26,000
Texas	20,000
New York	15,000
Florida	14,000
Pennsylvania	9,000
Illinois	8,000
Ohio	7,500
Michigan	7,000
New Jersey	7,000
Georgia	6,500

Controllers by Top Continent



North America	290,000
Europe	240,000
Asia	110,000
Africa	61,000
Middle East	79,000
South America	46,000
Australia/New Zealand	16,000

Controllers vs. CFOs



USA 1.1/1



Global 1.43/1



Learn more about membership, training and resources, sponsorship and more: www.ControllersCouncil.org

