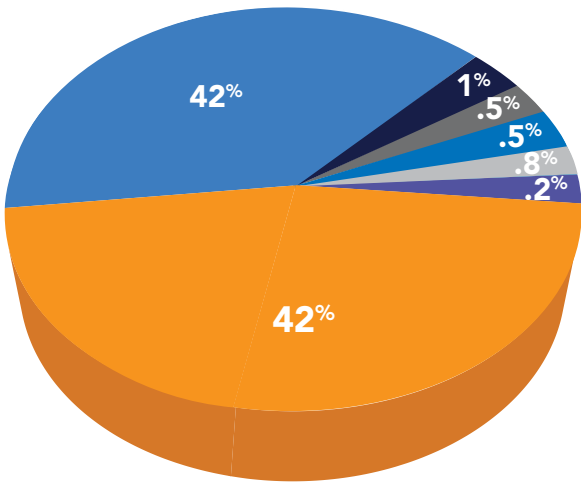




Accounting and Financial Controllers are key executives in companies and organizations of all sizes, across all industries, in all countries and continents. In small and medium-size businesses (SMB), Controllers often report to the president or CEO. In large or enterprise organizations, Controllers are typically the top *accounting* executive. Following are Controller, CFO and related corporate finance statistics for the United States and globally that reinforce the importance of these titles and roles, brought to you by the **Controllers Council**.

Controllers and Corporate Finance/Accounting Titles

United States

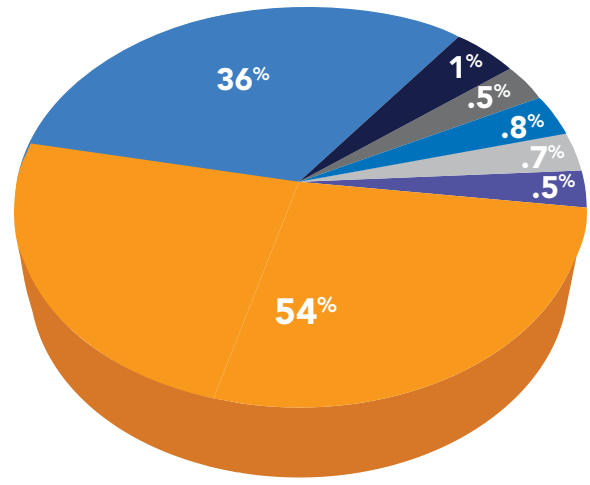


Controllers*	230,000
CFOs	230,000
VP Finance	51,000
Director Accounting	21,000
VP Accounting	8,500
VP Tax	5,000
Chief Acct. Officers (CAO)	3,000

TOTAL = 548,500

*US controllers include 23,000 assistant controllers, 10,000 comptrollers, and 4,000 plant controllers

Worldwide



Controllers**	763,000
CFOs	510,000
VP Finance	72,000
Director Accounting	31,000
VP Accounting	11,000
CAO	11,000
VP Tax	6,500

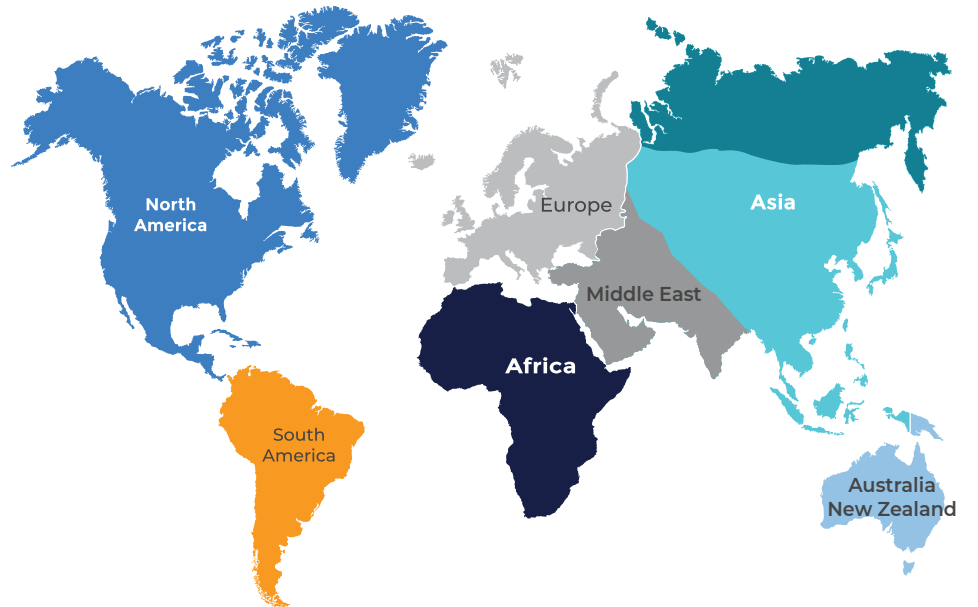
TOTAL = 1,405,500

** Worldwide controllers include 32,000 assistant controllers, 13,000 comptrollers, and 10,000 plant controllers

Controllers by Top 10 States

California	28,000
New York	25,000
Texas	21,000
Florida	15,000
Pennsylvania	10,000
Illinois	9,000
New Jersey	8,300
Ohio	8,100
Michigan	7,700
Georgia	6,500

Controllers by Top Continent



North America	250,000
Europe	240,000
Asia	120,000
Africa	75,000
Middle East	61,000
South America	42,000
Australia/New Zealand	12,000

Controllers vs. CFOs



USA 1/1



Global 1.5/1



Controllers Council™

Learn more about membership, training and resources, sponsorship and more: www.ControllersCouncil.org